

Flipping the Classroom with Video Lectures

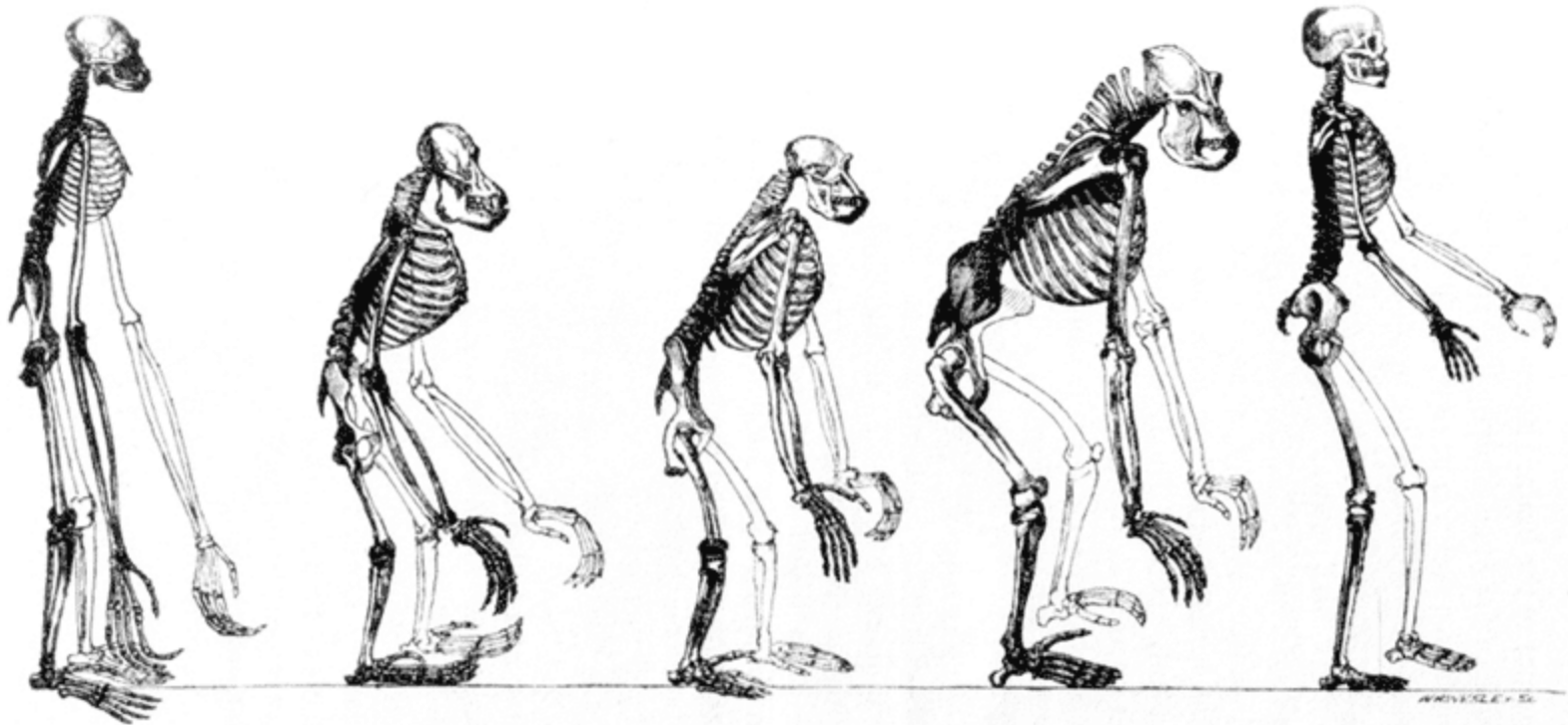




Opportunities

Video Lectures

1. Facilitate Knowledge Acquisition



Gibonas

Orangutangas

Šimpanzé

Gorila

Žmogus


Video Lectures

1. Facilitate Knowledge Acquisition



Video Lectures

1. Facilitate Knowledge Acquisition



Video Lectures

2. Create A More Equitable Learning Landscape



Video Lectures

3. Facilitate Learning-By-Doing class time = rehearsal time



Video Lectures

4. Improve Time Management Across the Semester



Video Lectures

4. Improve Time Management Across the Semester



Video Lectures

5. Faculty Development



Metacognition



An orange diamond-shaped sign with the word "CAUTION" written in bold black capital letters in the center. The sign is set against a black background.

CAUTION


Video Lectures

1. Huge Time Sink



Video Lectures

2. Copyright Issues




Acknowledgments

Images used in this educational presentation were obtained from Wikimedia Commons, in accordance with regulations regarding copyright, use, and dissemination.

http://commons.wikimedia.org/wiki/Main_Page

CC
SOME RIGHTS RESERVED



Video Lectures

3. Maintaining Enthusiasm on Camera

Social Inhibition



Social Facilitation

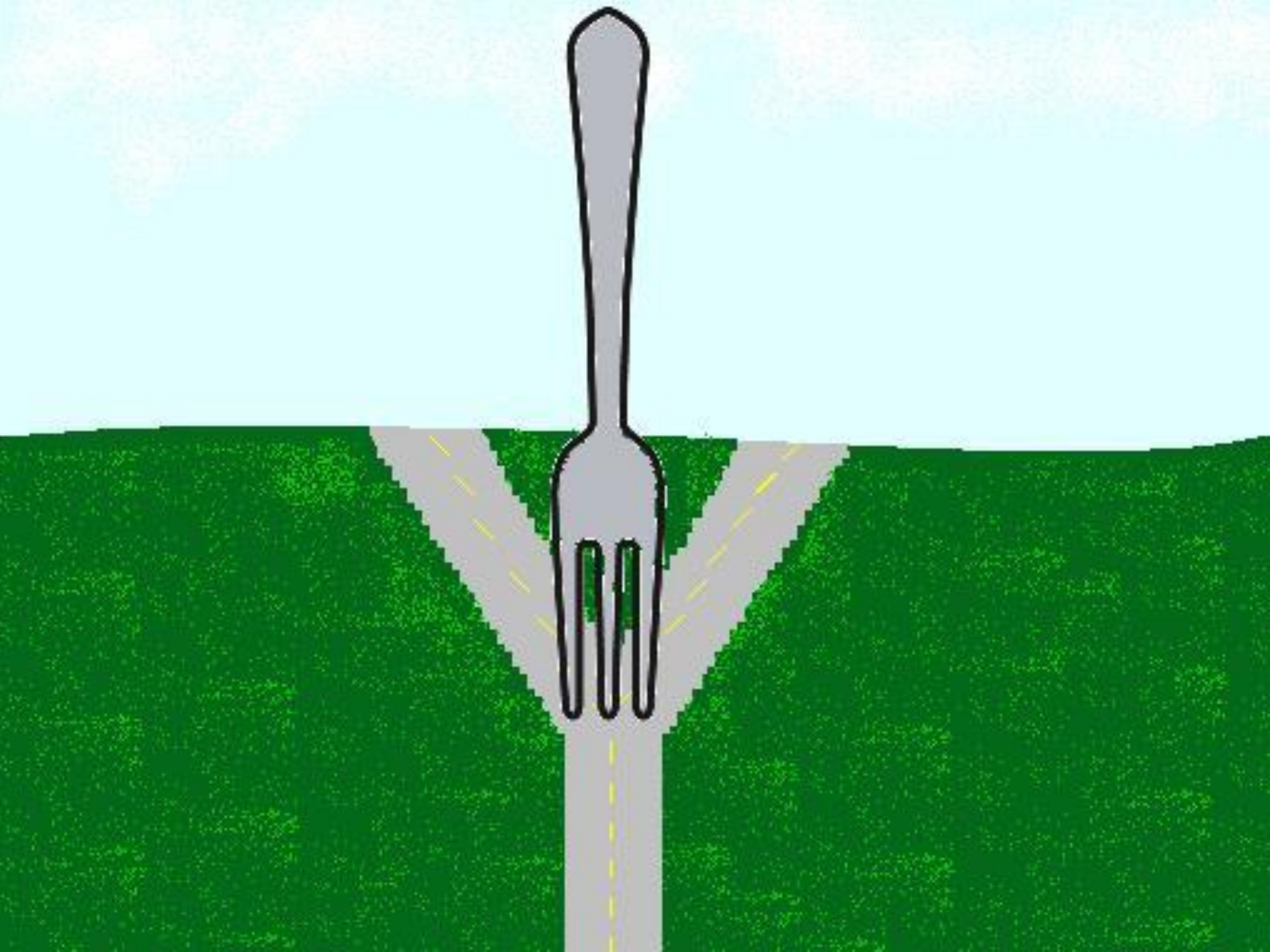


“Canned”



“Grow Your Own”





Video Lectures

4. Compliance



Video Lectures


4. Compliance



Form Perception Lecture By Nestor Matthews



Nestor Matthews · 22 videos

 Channel settings

70 views

 0  0

 Like



About

Share

Add to



Published on Feb 11, 2013

This lecture was created for Sensation & Perception students at Denison University.

Video Lectures

4. Compliance



+ rand() =





Video Lectures

4. Compliance

pop?
quiz

Video Lectures

5. Punting on Reading (?)



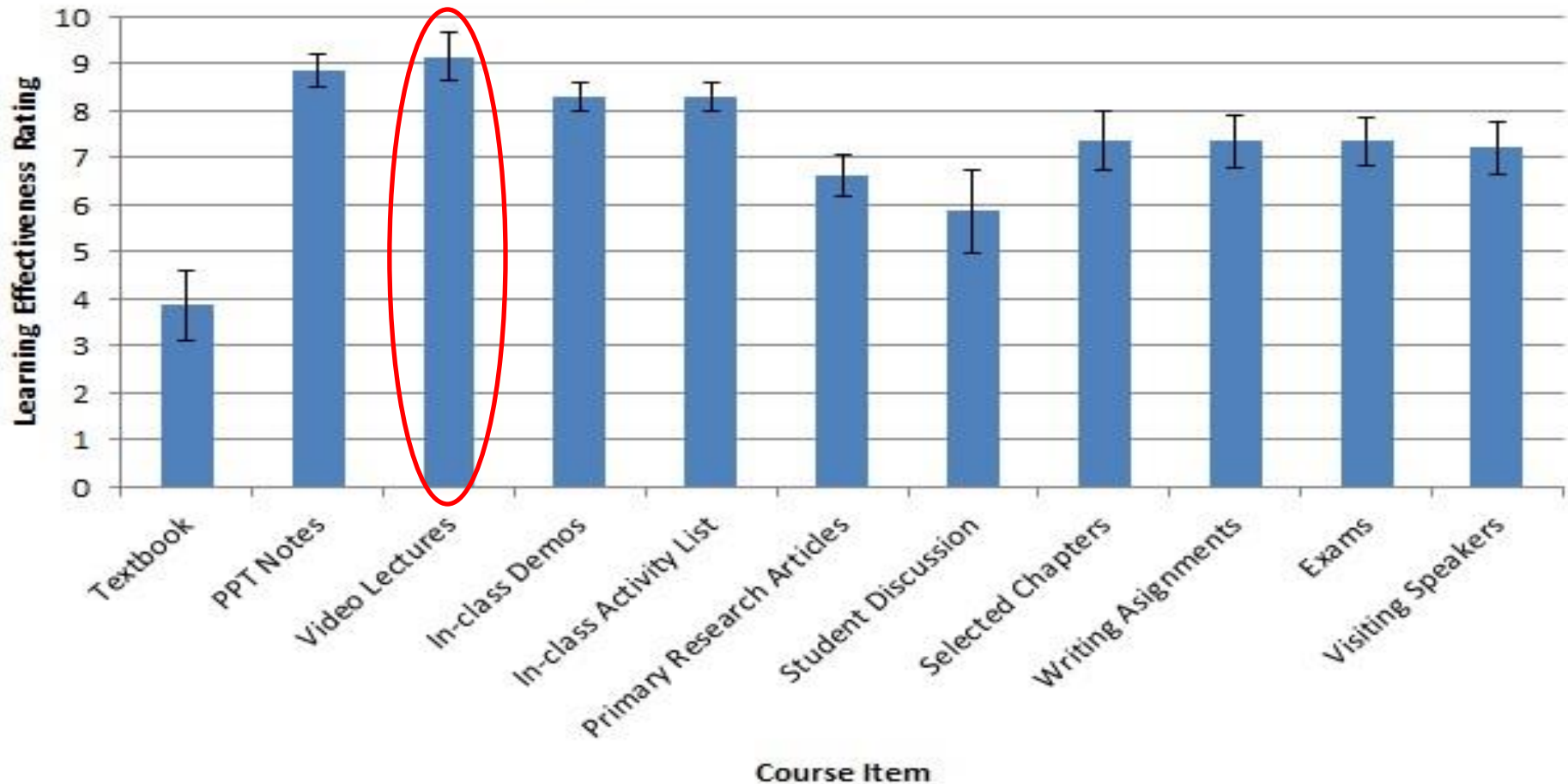
Weighing Pros versus Cons



How did students “judge” the video lectures?
Learning Outcomes...

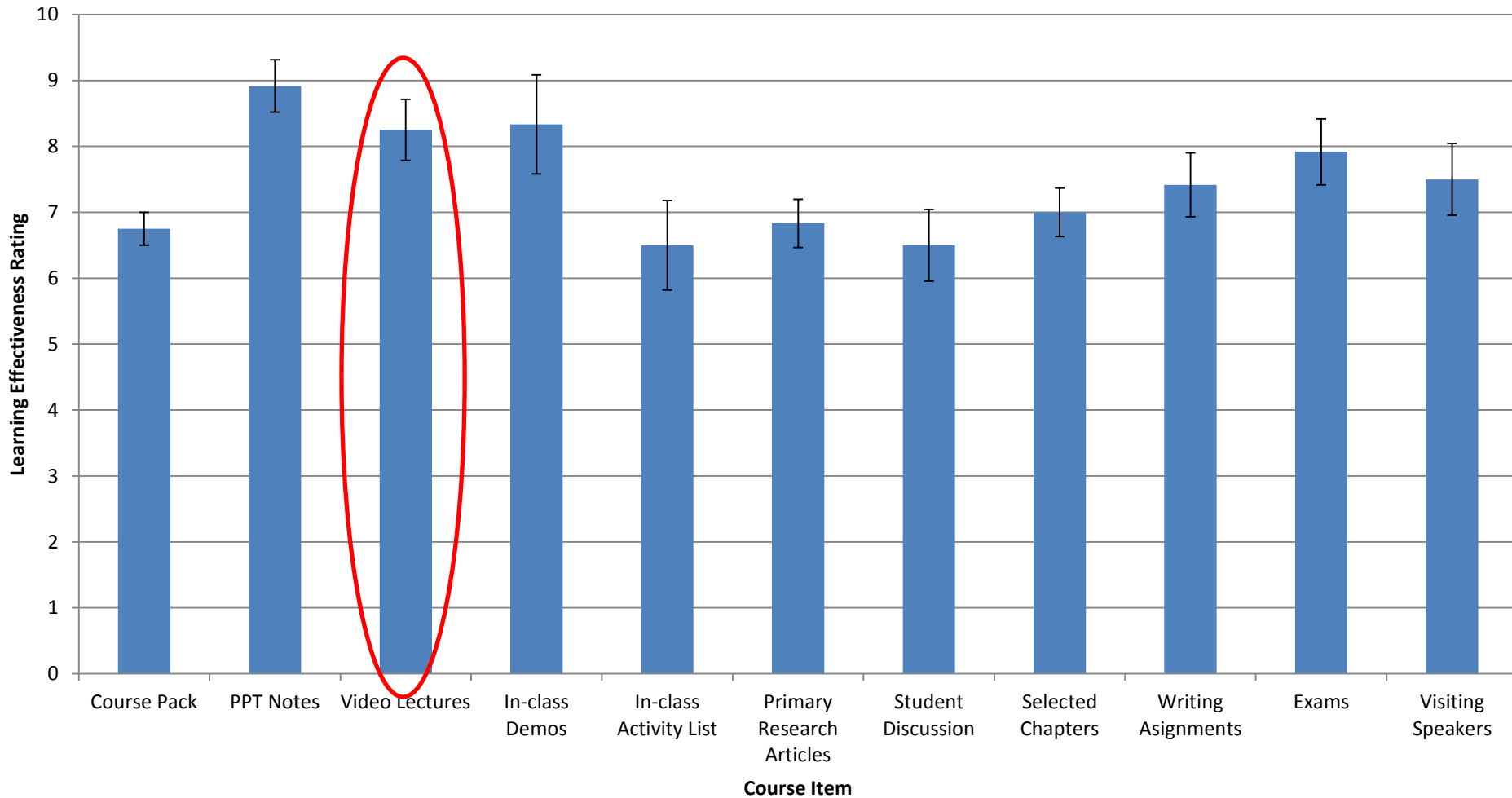
Learning Outcomes

Sensation & Perception Spring 2013
Learning Effectiveness Ratings



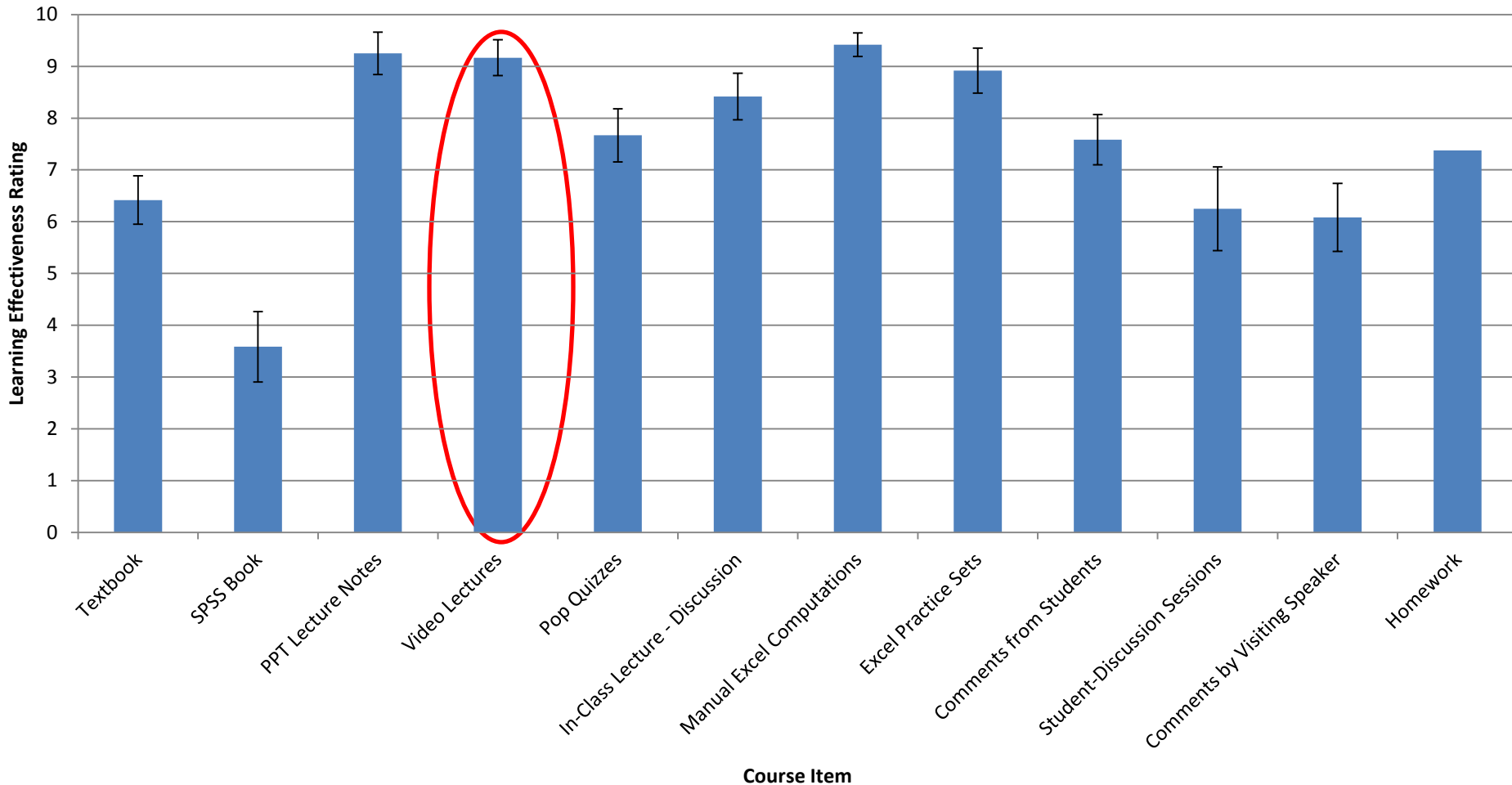
Learning Outcomes

Sensation & Perception Fall 2013 Learning Effectiveness Ratings



Learning Outcomes

Research Methods Fall 2013 Learning Effectiveness Ratings



Learning Outcomes

A word cloud of learning outcomes on a black background. The words are arranged in a roughly rectangular shape and vary in size and color. The colors range from light green to orange. The words are: Foundational, Stimulating, Provides-A-Base, Interactive, Improved-Learning, Improve-My-Understanding, Study-Aid, Prepared-Me-Well, Wonderful, Exam-Preparation, and Helpful.

Foundational
Stimulating
Provides-A-Base
Interactive Improved-Learning
Improve-My-Understanding
Study-Aid
Prepared-Me-Well Wonderful
Exam-Preparation
Helpful

Flipping the Classroom with Video Lectures



Acknowledgments

Images used in this educational presentation were obtained from Wikimedia Commons, in accordance with regulations regarding copyright, use, and dissemination.

http://commons.wikimedia.org/wiki/Main_Page

7 Learning Principles

Chikering and Ehrmann (1996)

1. Contact Between Students and Faculty
2. Reciprocity and Cooperation Among Students
3. Active Learning Techniques
4. Prompt Feedback
5. Emphasize Time on Task
6. Communicate High Expectations
7. Respect Diverse Talents and Ways of Learning

<http://www.tltgroup.org/programs/seven.html>